

# SEASONAL FLOWERING CALENDAR








Many social bee species, like *Tetragonula carbonaria*, are seen throughout most parts of the year.

However, our solitary species are more seasonal.








One way to attract more native bees to your garden is to ensure you have flowering plants all year round.

This Seasonal Calendar lists native plants according to when they are in flower.

## Summer

-  *Melastoma affine*
-  *Dianella spp*
-  *Pultenaea villosa*
-  *Banksia spinulosa*
-  *Beackea virgata*
-  *Pandorea jasminoides*
-  *Leptospermum polygalifolium*
-  *Sannantha similis*


## Autumn

- Banksia spinulosa* 
- Chamelaucium uncinatum* 
- Epacris impressa* 
- Gastrolobium sericeum* 
- Grevillea lanigera* 
- Hakea crassinervia* 
- Phebalium squamulosum* 

## Spring

-  *Indigofera australis*
-  *Melastoma affine*
-  *Dianella spp*
-  *Pultenaea villosa*
-  *Banksia spinulosa*
-  *Pandorea jasminoides*
-  *Sannantha similis*

## Winter

- Banksia spinulosa* 
- Hovea acutifolia* 
- Grevillea lanigera* 
- Boronia megastigma lutea* 
- Hardenbergia violacea* 
- Grevillea hookeriana* 